

21.07.2025

City of London - City Estate CWP - Year 1 Overview

Author: Solomon Meredith

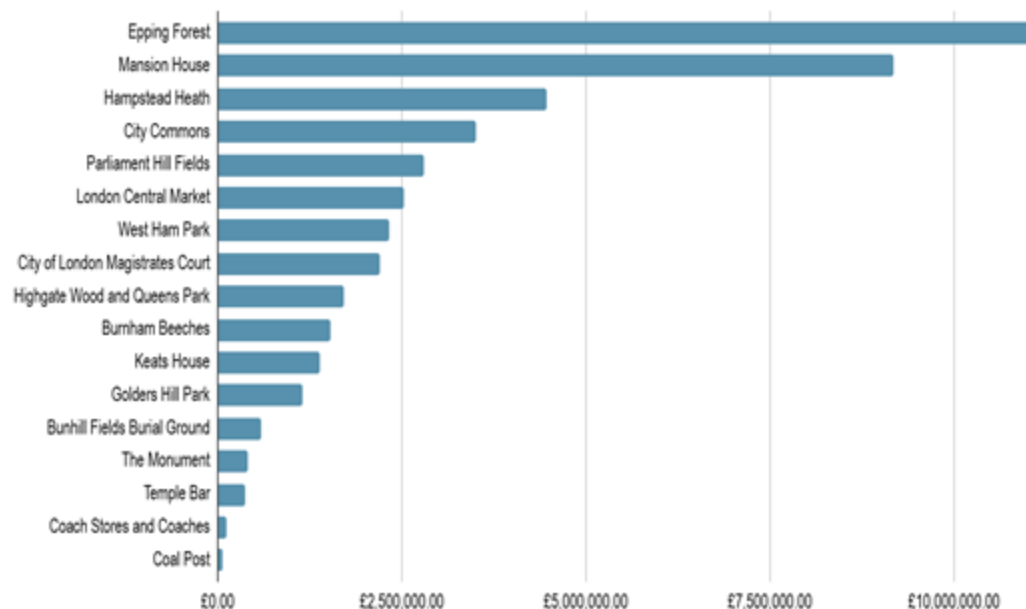


21.07.2025

City Estate - Portfolio breakdown



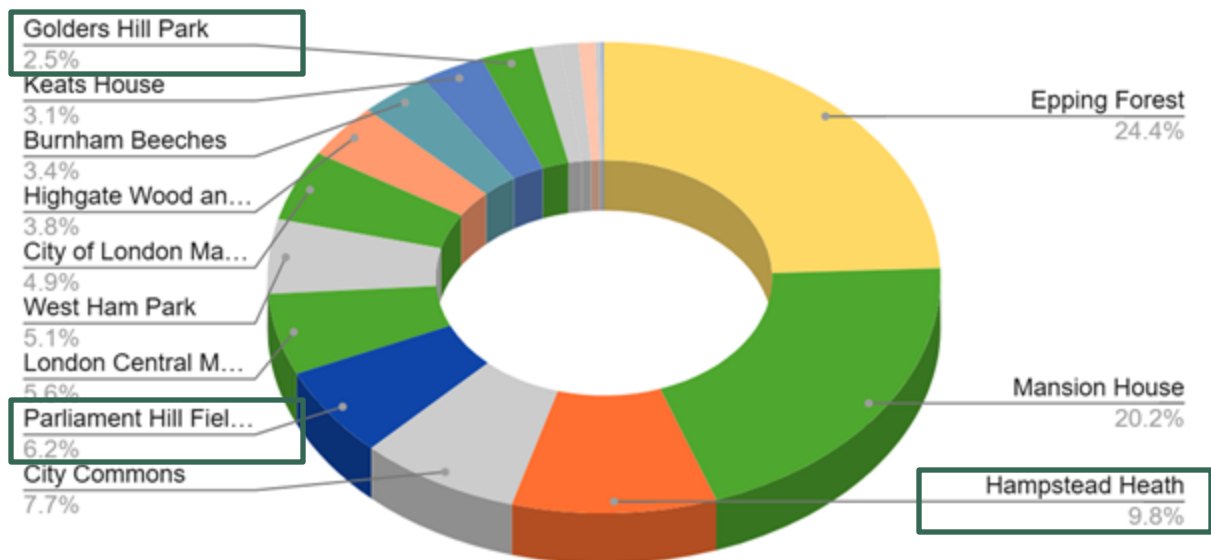
Breakdown of £45,409,850



Epping Forest	£11,063,500.00
Mansion House	£9,183,500.00
Hampstead Heath	£4,463,100.00
City Commons	£3,507,500.00
Parliament Hill Fields	£2,804,400.00
London Central Market	£2,535,000.00
West Ham Park	£2,319,500.00
City of London Magistrates Court	£2,202,500.00
Highgate Wood and Queens Park	£1,711,350.00
Burnham Beeches	£1,529,500.00
Keats House	£1,393,500.00
Golders Hill Park	£1,154,500.00
Bunhill Fields Burial Ground	£586,000.00
The Monument	£398,500.00
Temple Bar	£362,500.00
Coach Stores and Coaches	£125,000.00
Coal Post	£70,000.00
City Estate total:	£45,409,850.00



City Estate - Portfolio breakdown





City Estate portfolio - Year on Year forecasting / spend profile

	Year 1	Year 2	Year 3	Year 4	Year 5
Revenue	£2,633,200	£9,317,800	£7,619,650	£7,659,700	£15,482,500
Capital	£90,000	£623,100	£1,094,000	£645,000	£1,415,500
Year on year total	£2,723,200	£9,940,900	£8,713,650	£8,304,700	£16,898,000
Bunhill Fields Burial Ground	£57,000	£14,500	£444,000	£982,000	£586,000
Burnham Beeches	£40,000	£251,500	£179,000	£695,500	£363,500
City Commons	£648,000	£1,344,500	£750,000	£441,000	£406,500
City of London Magistrates Court	£79,000	£501,500	£589,000	£648,000	£605,000
Coach Stores and Coaches	-	£43,000	£29,500	£9,500	£43,000
Coal Post	-	-	-	-	£70,000
Epping Forest	£331,400	£2,124,600	£3,033,000	£1,000,500	£4,595,000
Hampstead Heath	£148,500	£1,036,750	£817,750	£885,350	£964,250
Golders Hill Park	£240,000	£157,500	£65,500	£231,000	£460,500
Parliament Hill Fields	£92,000	£809,000	£546,900	£664,000	£669,500
Highgate Wood and Queens Park	£138,000	£194,500	£268,500	£586,850	£653,500
Keats House	-	£37,500	£118,000	£762,000	£476,000
London Central Market	£247,500	£905,000	£311,000	£133,000	£878,500
Mansion House	£566,250	£1,049,000	£1,244,000	£695,000	£5,645,250
Temple Bar	-	£362,500	-	-	-
The Monument	£133,550	£133,550	£26,000	£66,500	£46,500
West Ham Park	£2,000	£976,000	£291,500	£504,500	£435,000

21.07.2025

City Estate - Year 1 PERFORMANCE



City Estate	Totals
Year 1 forecast	£2,685,700.00
Year 1 actuals (spend)	£3,112,806.91
Year 1 commitment	£1,597,009.03
Year 1 Commitment & Spend	£4,709,815.94
Current difference (forecast vs actuals)	£427,106.91

21.07.2025

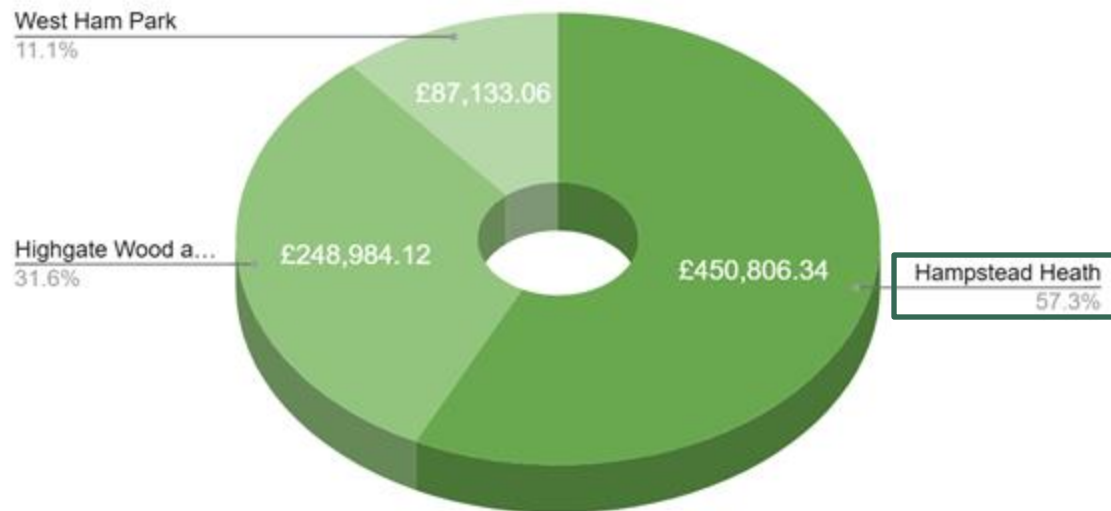
NLOS - North London Open Spaces



21.07.2025



City Estate - Year 1 NLOS performance (24/25 Spend)





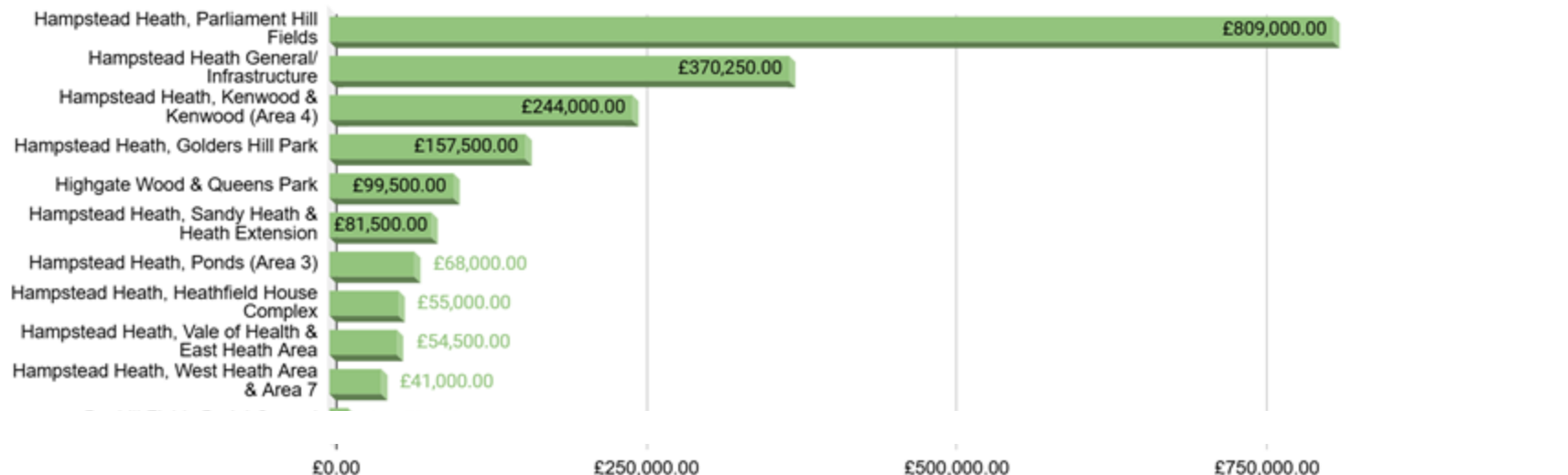
City Estate (NLOS) - Year 2 – Project Highlights

- Fencing overhaul across various sites (£90,000)
- Path resurfacing across various sites (£90,000)
- Programme of works to Archway Road and Heathfield House Complex (£900,000)
- Vale of Health Bothy & WC works (£150,000)
- NLOS staff lodges refurbishment (£350,00)
- Golders Hill Park WC refurbishment (£300,000)
- Golders Hill Park staff yard package of works (£150,000)
- Ongoing works to Golders Hill Park Zoo (TBC)



City Estate (NLOS) - Year 2 forecast

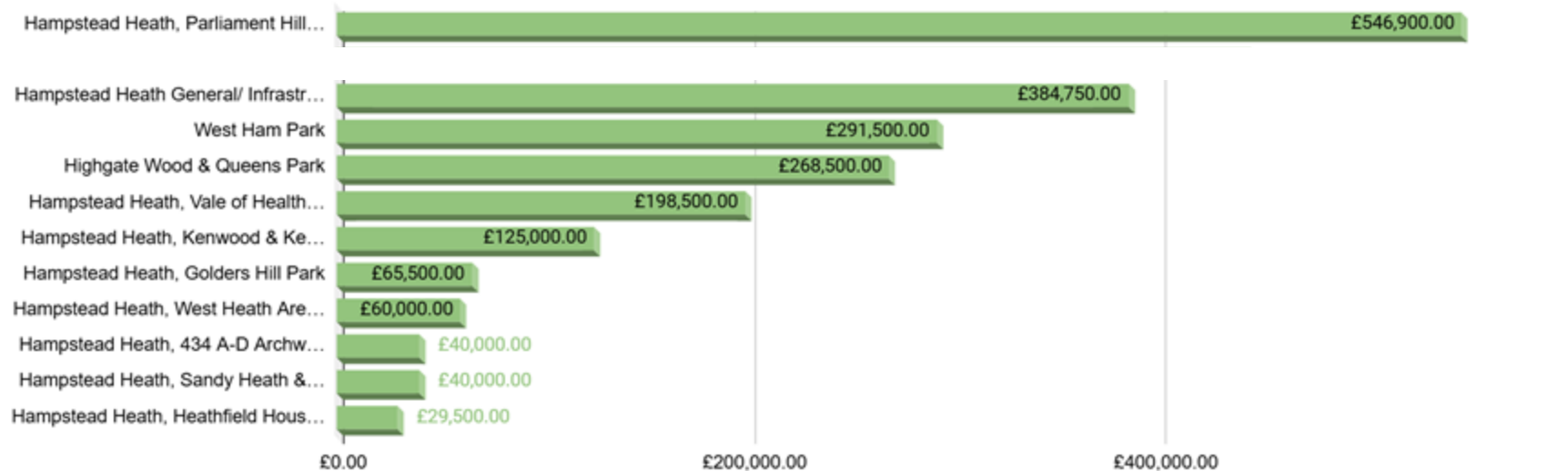
Year 2 (NLOS) Forecast





City Estate (NLOS) - Year 3 forecast

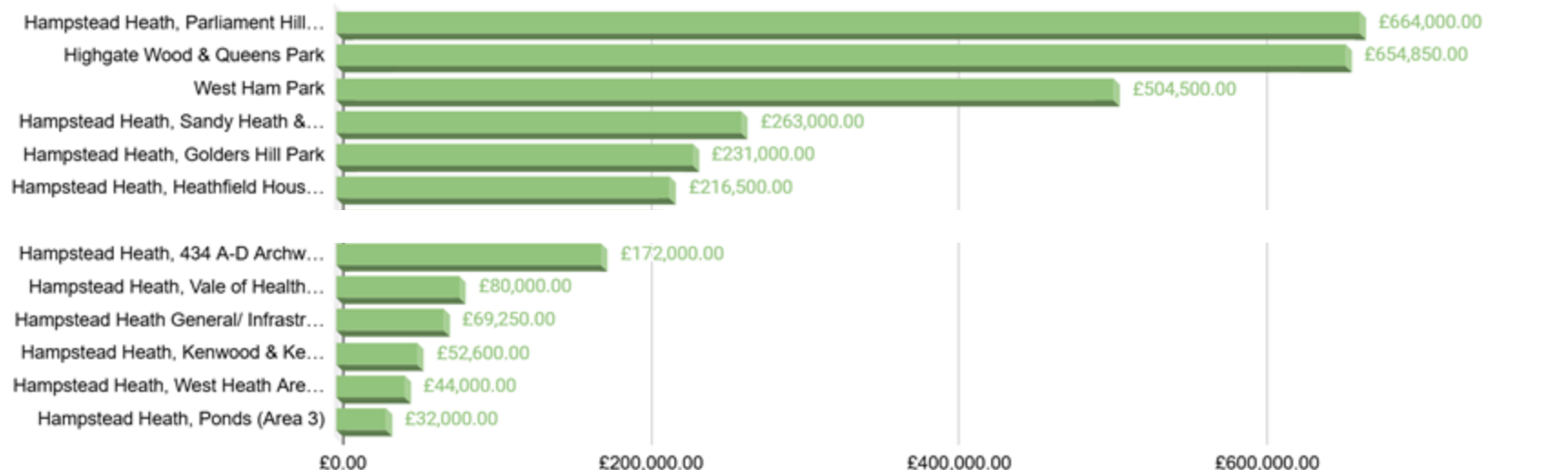
Year 3 (NLOS) Forecast





City Estate (NLOS) - Year 4 forecast

Year 4 (NLOS) Forecast





City Estate (NLOS) - Year 5 forecast

Year 5 (NLOS) Forecast

